

Unità motocondensante - Condensing unit  
 Verdichter-Verflüssiger-Einheit - Groupe de condensation

**BA**

|   |    |                              |
|---|----|------------------------------|
| Dimensioni - Dimensions - Maße - Dimensions   | mm | <b>1.550 x 800 x 1.260 H</b> |
| Peso - Weight - Gewicht - Poids   | kg | <b>370</b>                   |
| Ø OUT/IN evap. - Ø OUT/IN evap. - Ø AUS/EIN Verd. - Ø OUT/IN evap.                  | mm | <b>35/16</b>                 |
| Ø IN/OUT cond. - Ø IN/OUT cond. - Ø EIN/AUS Verfl. - Ø IN/OUT cond.                 | mm | <b>28/18</b>                 |
| Ricevitore di liquido - Liquid receiver - Kältemittelsammler - Bouteille de liquide | l  | <b>10,0</b>                  |
| Numero compressori - Compressor number - Anzahl Verdichter - Nombre de compresseurs | #  | <b>1</b>                     |
| Circuiti frigoriferi - Refrigerant circuits - Kältekreise - Circuits frigorifiques  | #  | <b>1</b>                     |
| Potenza motore - Motor power - Motorleistung - Puissance moteur                     | HP | <b>10,0</b>                  |
| Costruttore - Manufacturer - Hersteller - Fabricant                                 |    | <b>BITZER</b>                |
| Modello - Model - Typ - Modèl   |    | <b>4V-10.2Y</b>              |

 Resa frigorifera totale in W - Total cooling capacity rating in W  
 Gesamtkälteleistung des in W - Puissance frigorifique totale en W

| t <sub>c</sub> | t <sub>e</sub> |        |        |        | Condizioni operative – Operating conditions*            |
|----------------|----------------|--------|--------|--------|---|
|                | 0              | -5     | -10    | -15    |   |
| +30            | 63.200         | 52.600 | 43.300 | 35.360 | 25 °C temperatura gas aspirato; 0 K sottoraffreddamento |
| +40            | 54.600         | 45.300 | 37.200 | 30.200 | 25 °C suction gas return; 0 K liquid subcooling         |
| +50            | 45.200         | 37.400 | 30.580 | 24.660 | 25 °C sauggas temperatur; 0 K flüssigkeitsunterkühlung  |
|                |                |        |        |        | 25 °C gaz aspirés; 0 K sous-refroid. de liquide         |

Dati elettrici globali - Global electric datas - Elektrische Gesamtwerte - Données électriques globales

|  |        |                       |
|--|--------|-----------------------|
| Alimentazione - Power supply - Anschluß - Alimentation                         | V/~/Hz | <b>400 / 3+N / 50</b> |
| Potenza max. ass. - Max. abs. power - Max. Leistungsaufn. - Puissance max.abs. | kW     | <b>7,36</b>           |
| Corrente max. ass. - Max. abs. Current - Max. Stromaufn. - Courant max.abs.    | A      | <b>21,0</b>           |

\* Resa frigorifera come dichiarato dai costruttori del compr. secondo ISO 9309/8928 - Cooling capacity as indicated by the compress. manufactures according to ISO 9309/8928 Kälteleistung gemäß Herstellerangaben nach ISO 9309/8928 - Puissance frigorifique coome indiqué par les constructeurs des compresseurs selon ISO 9309/8928

## MT CP ST

-10/+42 °C subcooling 3°C; superheating 10°C

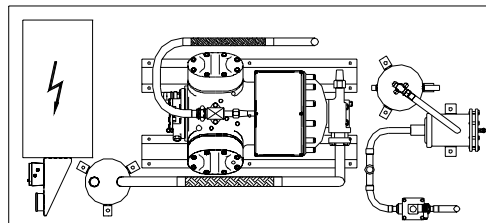
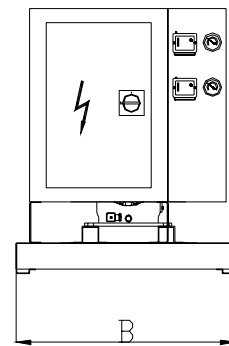
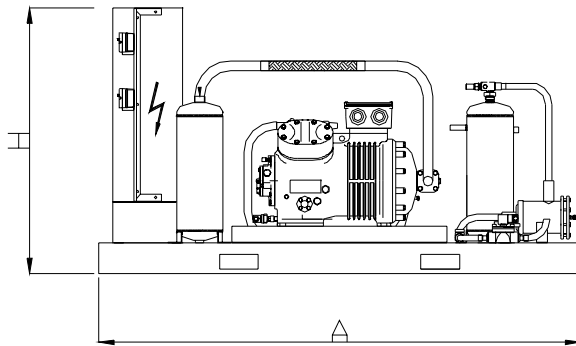
| Modello<br>Model<br>Modell<br>Modelle | Compressore<br>Compressor<br>Compresseur<br>Verdichter | Q<br>-10/+42°C<br>[kW] | P max<br>400V - 3+N - 50Hz<br>[kW] | I max<br>[A] | Dettaglio dimensionali - Dimensional datae<br>Dimensional daten - Dimensional données |           |           |           |                | Connessioni frigorifere - Refrigerant connections<br>Kälteleitungsanschlüsse - Connexions frigorifique |                        |                       |                         |
|---------------------------------------|--|------------------------|------------------------------------|--------------|---|-----------|-----------|-----------|----------------|--|------------------------|-----------------------|-------------------------|
|                                       |  |                        |                                    |              | Structure   | A<br>[mm] | B<br>[mm] | H<br>[mm] | Weight<br>[kg] | To condenser<br>[mm]   | From condenser<br>[mm] | To evaporator<br>[mm] | From evaporator<br>[mm] |
| MT CP 8 ST                            | 4Z-8.2Y  | 14,45                  | 5,52                               | 17,0         | BA  | 1.400     | 700       | 1.260     | 265            | 22   | 18                     | 16                    | 28                      |
| MT CP 10 ST                           | 4V-10.2Y   | 16,96                  | 7,36                               | 21,0         | BA  | 1.550     | 800       | 1.260     | 370            | 28   | 18                     | 16                    | 35                      |
| MT CP 12 ST                           | 4T-12.2Y   | 20,60                  | 9,20                               | 24,0         | BA  | 1.550     | 800       | 1.260     | 390            | 28   | 18                     | 16                    | 35                      |
| MT CP 15 ST                           | 4P-15.2Y   | 24,90                  | 11,04                              | 31,0         | BA  | 1.750     | 800       | 1.260     | 465            | 28   | 22                     | 18                    | 35                      |
| MT CP 20 ST                           | 4N-20.2Y   | 29,20                  | 14,72                              | 37,0         | BA  | 1.750     | 800       | 1.260     | 490            | 28   | 22                     | 22                    | 42                      |
| MT CP 25 ST                           | 4H-25.2Y   | 37,30                  | 18,40                              | 45,0         | BA  | 1.750     | 800       | 1.260     | 525            | 28   | 22                     | 22                    | 42                      |
| MT CP 30 ST                           | 4G-30.2Y   | 42,80                  | 22,08                              | 53,0         | BA  | 2.100     | 900       | 1.460     | 570            | 35   | 28                     | 22                    | 54                      |
| MT CP 35 ST                           | 6H-35.2Y   | 55,90                  | 25,76                              | 61,0         | BA  | 2.100     | 900       | 1.460     | 630            | 35   | 28                     | 22                    | 54                      |
| MT CP 40 ST                           | 6G-40.2Y   | 64,30                  | 29,44                              | 78,0         | BA  | 2.100     | 900       | 1.460     | 780            | 35   | 28                     | 28                    | 54                      |
| MT CP 50 ST                           | 6F-50.2Y   | 76,70                  | 36,80                              | 92,0         | BA  | 2.100     | 900       | 1.460     | 887            | 42   | 35                     | 35                    | 64                      |
| MT CP D 2X8 ST                        | 4Z-8.2Y  | 28,90                  | 11,04                              | 34,0         | BA  | 1.750     | 800       | 1.460     | 440            | 22   | 18                     | 16                    | 28                      |
| MT CP D 2X10 ST                       | 4V-10.2Y   | 33,92                  | 14,72                              | 42,0         | BA  | 2.100     | 900       | 1.460     | 545            | 28   | 18                     | 16                    | 35                      |
| MT CP D 2X12 ST                       | 4T-12.2Y   | 41,60                  | 18,40                              | 48,0         | BA  | 2.100     | 900       | 1.460     | 570            | 28   | 18                     | 16                    | 35                      |
| MT CP D 2X15 ST                       | 4P-15.2Y   | 49,80                  | 22,08                              | 62,0         | NGA   | 1.980     | 1.040     | 1.625     | 880            | 28   | 22                     | 18                    | 35                      |
| MT CP D 2X20 ST                       | 4N-20.2Y   | 58,40                  | 29,44                              | 74,0         | NGA   | 1.980     | 1.040     | 1.625     | 910            | 28   | 22                     | 22                    | 42                      |
| MT CP D 2X25 ST                       | 4H-25.2Y   | 74,60                  | 36,80                              | 90,0         | NGA   | 1.980     | 1.040     | 1.625     | 990            | 28   | 22                     | 22                    | 42                      |
| MT CP D 2X30 ST                       | 4G-30.2Y   | 85,60                  | 44,16                              | 106,0        | NGA   | 1.980     | 1.040     | 1.625     | 1.040          | 35   | 28                     | 22                    | 54                      |
| MT CP D 2X35 ST                       | 6H-35.2Y   | 111,80                 | 51,52                              | 122,0        | NGA   | 1.980     | 1.040     | 1.625     | 1.160          | 35   | 28                     | 22                    | 54                      |
| MT CP D 2X40 ST                       | 6G-40.2Y   | 128,60                 | 58,88                              | 156,0        | NGA   | 1.980     | 1.040     | 1.625     | 1.220          | 35   | 28                     | 28                    | 54                      |
| MT CP D 2X50 ST                       | 6F-50.2Y   | 153,40                 | 73,60                              | 184,0        | NGA   | 1.980     | 1.040     | 1.625     | 1.370          | 42   | 35                     | 35                    | 64                      |

Per il dimensionamento e la fornitura di condensatore ad acqua od aria remoto contattare il Ns. ufficio tecnico commerciale

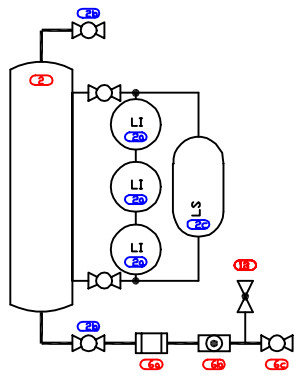
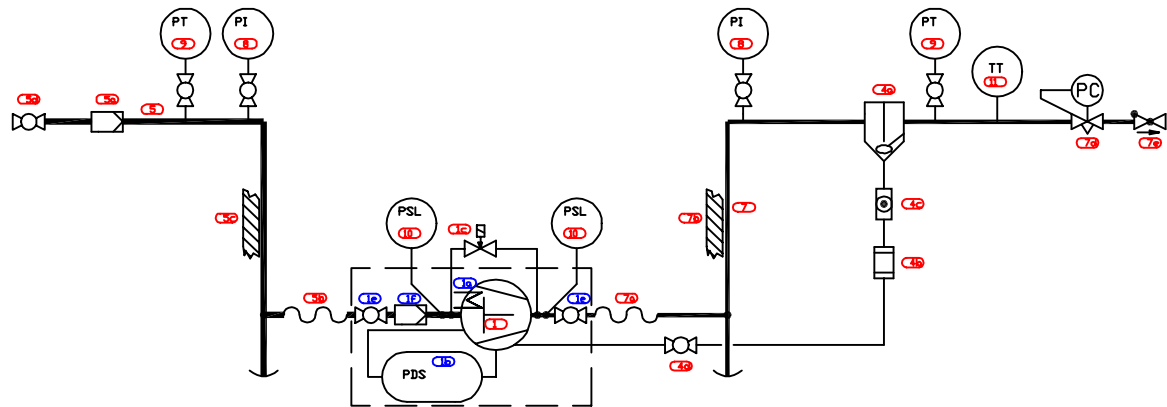
For the dimensioning and the supply of the water condenser or the remote air condenser, please contact our technical-commercial office

Für die Auslegung und Lieferung wasser- oder luftgekühlter Verdichters setzen Sie sich mit unser technisch-kaufmännisches Büro in Verbindung

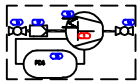



















Pour la sélection et la fourniture de condenseurs à eau ou à air rémotes, contacter notre bureau technique-commercial



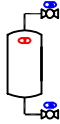


















**Struttura - Structure - Gehäuse - Structure " BA "**



1 compressor Compressor Pack (HT)  
with oil levelling system

| No. | Symbol  | Description                            |
|-----|---|--|
| 1.  |    | semihermetic compressor with equipment |
| 2.  |    | semihermetic compressor                |
| 3.  |    | crankcase heater                       |
| 4.  |    | rotalock valve                         |
| 5.  |    | internal suction filter                |
| 6.  |    | pressure differential switch           |
| 7.  |    | solenoid valve (NC)                    |
| 8.  |    | antivibrating pipe                     |
| 9.  |  | head cooling fan                       |
| 10. |  | check valve                            |
| 11. |  | shut-off valve                         |
| 12. |  | suction filter                         |
| 13. |  | insulation                             |
| 13. |  | oil separator                          |
| 15. |  | oil receiver                           |
| 16. |  | pressure regulator                     |
| 17. |  | pressure differential regulator        |
| 18. |  | sightglass                             |
| 19. |  | oil filter                             |
| 20. |  | oil level regulator                    |

Standard\_compressorpacks-leg.dwg

|     |   |   |
|-----|---|---|
| 21. |    | liquid receiver   |
| 22. |    | thermostatic exp.<br>valve with external<br>pressure equalization |
| 23. |    | liquid subcooler  |
| 24. |    | filter-drier  |
| 25. |    | level switch  |
| 26. |    | liquid indicator (sight glass)                                    |
| 27. |  | service valve   |
| 28. |  | temperature sensor  |
| 29. |  | pressure sensor   |
| 30. |  | pressure indicator  |
| 31. |  | pressure switch low   |
| 32. |  | pressure switch high  |
| 33. |  | suction line  |
| 34. |  | discharge line  |
| 35. |  | liquid line   |
| 36. |  | oil line  |
| 37. |  | item no.  |
| 38. |  | subitem no.   |
| 39. |  | limits item with subitems   |

Standard\_compressorpacks-leg.dwg