

Unità motocondensante - Condensing unit
Verdichter-Verflüssiger-Einheit - Groupe de condensation

NGA

Dimensioni - Dimensions - Maße - Dimensions	mm	1.980x1.500x1.625H
Peso - Weight - Gewicht - Poids	kg	830
Ø OUT/IN evap. - Ø OUT/IN evap. - Ø AUS/EIN Verd. - Ø OUT/IN evap.	mm	76/28
Ø IN/OUT cond. - Ø IN/OUT cond. - Ø EIN/AUS Verfl. - Ø IN/OUT cond.	mm	42/28
Ricevitore di liquido - Liquid receiver - Kältemittelsammler - Bouteille de liquide	l	25
Numero compressori - Compressor number - Anzahl Verdichter - Nombre de compresseurs	#	1
Circuiti frigoriferi - Refrigerant circuits - Kältekreise - Circuits frigorifiques	#	1
Potenza motore - Motor power - Motorleistung - Puissance moteur	HP	60,0
Costruttore - Manufacturer - Hersteller - Fabricant		BITZER
Modello - Model - Typ - Modèl		HSN 7451-60

Resa frigorifera totale in kW - Total cooling capacity rating in kW
Gesamtkälteleistung des in kW - Puissance frigorifique totale en kW

t _c	t _e				Condizioni operative - Operating conditions*
	-30	-35	-40	-45	
+30	70,60	57,00	45,00	34,30	20 K surriscald. gas aspirato; con economizzatore
+40	63,20	50,30	38,70	28,40	20 K suction gas superheat; with economizer
+50	54,60	42,50	31,60	-	20 K sauggasüberhitzung; mit ekonomiser
					20 K surchauffe à l'aspiration; avec economiseur

Dati elettrici globali - Global electric datas - Elektrische Gesamtwerte - Données électriques globales

Alimentazione - Power supply - Anschluß - Alimentation	V/~ / Hz	400 / 3+N / 50
Potenza max. ass. - Max. abs. power - Max. Leistungsaufn. - Puissance max.abs.	kW	44,16
Corrente max. ass. - Max. abs. current - Max. Stromaufn. - Courant max.abs.	A	98,0

* Resa frigorifera come dichiarato dai costruttori dei compr. secondo ISO 9309/8928 - Cooling capacity as indicated by the compress. manufactures according to ISO 9309/8928 Kälteleistung gemäß Herstellerangaben nach ISO 9309/8928 - Puissance frigorifique come indiqué par les constructeurs des compresseurs selon ISO 9309/8928

LT CP ST V

-36/ +42 °C superheating 10°C

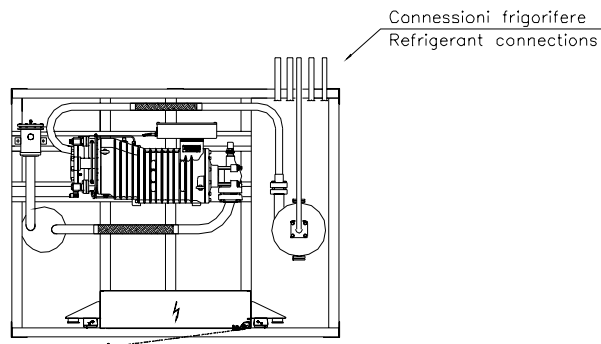
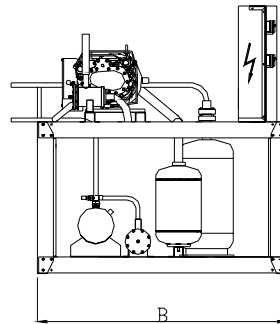
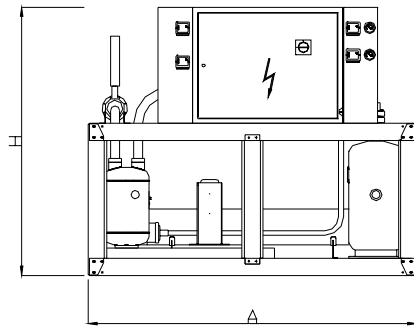
Modello Model Modell Modèle	Compressore Compressor Compresseur Verdichter	Q -36/+42°C R404A [kW]	P max 400V - 3+N - 50Hz [kW]	I max [A]	Dati dimensionali - Dimensional data Dimensional data - Dimensional données				Connessioni frigorifere - Refrigerant connections Kälteleitungsanschlüsse - Connexions frigorifique				
					Structure	A [mm]	B [mm]	H [mm]	Weight [kg]	To condenser [mm]	From condenser [mm]	To evaporator [mm]	From evaporator [mm]
LT CP 60 ST V	HSN7451-60	45,70	44,16	98,0	NGA	1.980	1.500	1.625	830	42	28	28	76
LT CP 70 ST V	HSN7461-70	54,60	51,52	124,0	NGA	1.980	1.500	1.625	910	42	28	28	76
LT CP 75 ST V	HSN7471-75	62,00	55,20	144,0	NGA	1.980	1.500	1.625	1.045	42	28	28	76

Per il dimensionamento e la fornitura di condensatore ad acqua od aria remoto contattare il Ns. ufficio tecnico commerciale

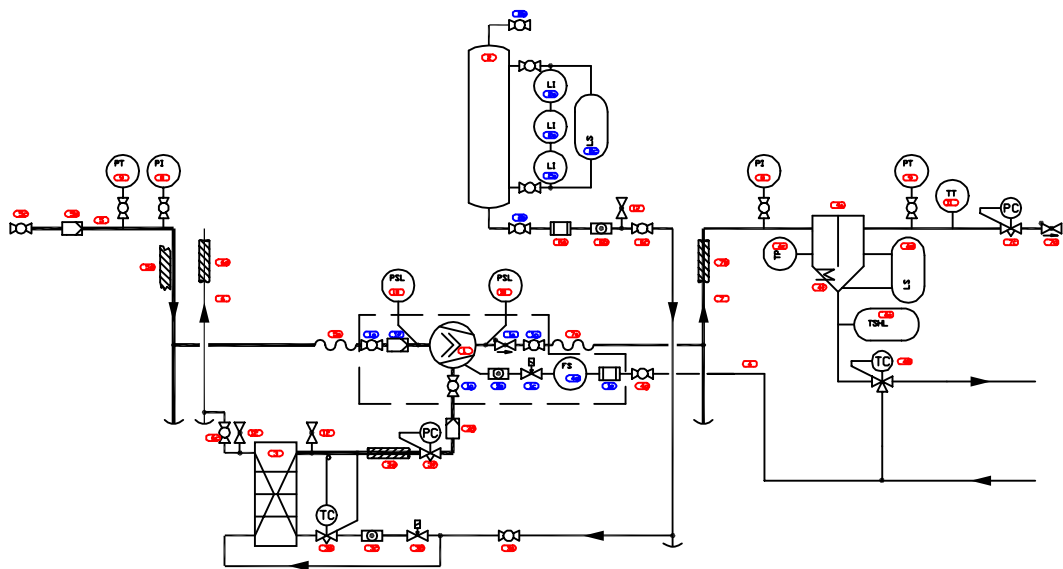
For the dimensioning and the supply of the water condenser or the remote air condenser, please contact our technical-commercial office

Für die Auslegung und Lieferung wasser- oder luftgekühlter Verflüssiger setzen Sie sich mit unser technisch-kaufmännisches Büro in Verbindung

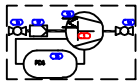



















Pour la sélection et la fourniture de condenseurs à eau ou à air rémotes, contacter notre bureau technique-commercial



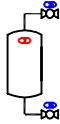


















Struttura - Structure - Gehäuse - Structure " NGA "



1 screw compressor Compressor Pack (LT)
with economiser

No.	Symbol	Description
1.		semihermetic compressor with equipment
2.		semihermetic compressor
3.		crankcase heater
4.		rotalock valve
5.		internal suction filter
6.		pressure differential switch
7.		solenoid valve (NC)
8.		antivibrating pipe
9.		head cooling fan
10.		check valve
11.		shut-off valve
12.		suction filter
13.		insulation
13.		oil separator
15.		oil receiver
16.		pressure regulator
17.		pressure differential regulator
18.		sightglass
19.		oil filter
20.		oil level regulator

Standard_compressorpacks-leg.dwg

21.		liquid receiver
22.		thermostatic exp. valve with external pressure equalization
23.		liquid subcooler
24.		filter-drier
25.		level switch
26.		liquid indicator (sight glass)
27.		service valve
28.		temperature sensor
29.		pressure sensor
30.		pressure indicator
31.		pressure switch low
32.		pressure switch high
33.		suction line
34.		discharge line
35.		liquid line
36.		oil line
37.		item no.
38.		subitem no.
39.		limits item with subitems

Standard_compressorpacks-leg.dwg